



**OPEN SOCIETY  
FOUNDATIONS**

Apply for the Community Youth Fellowships 2017

**Part 2  
How to apply and what happens next**



**What is in this booklet?**

<b>How to apply and what happens next</b>	
How to apply	Page 3
About the letter of intent	Page 5
What happens next	Page 8
For more information	Page 10



## How to apply

You must apply for the Community Youth Fellowships by **January 10 2018**.



You must apply using a computer.

Here are the things you must do:

**1**

**Fill in a form on a computer.**

You can find the form on this website:

<https://opensocietyyouthfellowshipprogram.submittable.com/submit/99456/2018-human-rights-community-youth-fellowships>



You need to answer a few questions first, like your name, your email address and the country you live in.



Then you can fill in the form.

**2**

**Add these documents with your form:**



- Your **resume** or **bio**.

These are documents that say a bit about you and your work.

The document you choose should be 2 pages or less.




- Your **letter of intent**.

This is a letter that tells us more about your project.

It must be 2 pages or less.

There is more information about the letter and what we need starting on the next page.



Or you can make a video or sound recording instead of a letter.

This must be 4 minutes or less.

You can only apply for one project.

You cannot tell us about lots of project ideas.

1

on

## About the letter of intent



We need some information from you about your project.



You can look at the questions starting on the next page.


The questions will help you know what information we need.




You can write a letter of intent on a computer.

Then send it to us with the form and the other documents we need.

You must use a computer to do this.



You can also make a video or sound recording instead of writing a letter if that is easier.




You cannot send extra information about you or your project with the letter.



But you can tell us other websites to look at.

For example, websites that say more about you or your project.

You can do that in this letter or in your resume or bio.




## Information we need to know in your letter of intent

**What is the name of your project?**



**Who is your project for? Who will your project help?**



**Some more questions for your letter of intent**

**What problem do you want your project to sort out?**



**How does the problem affect the people you are helping?**

**How will you work with them to sort it out?**

**What change do you want your project to make? What do you want to be different?**

**Why do you want to do your project?**

**Why is your project important?**

**Why are you the right person to do the project? Tell us about this.**



## What happens next?

Many people will send us projects.

We will read them all and look at what people say.

We will choose some projects that we think sound good to work on.



If we choose your project we will ask you to tell us more about it.



We will only get in touch if we want to find out more about your project.




## When things will happen



January

### January 10 2018


Please send us your form and letter of intent by this date. You must do this using a computer.



February

### February 2018

We will tell you if we want more information about your project.



March

### March 2018

Send us more information about your project by this date if we ask you to.



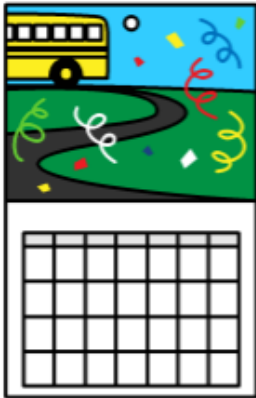
April

### April 2018

We will look at all the projects we have.

We will make a list of projects that we may want to give money to.

## May - June 2018



June

If we choose your project we will ask to meet with you to talk about your project.

Then we will decide if we will give you money for your project.



## For more information

You can email:

**[youth.exchange@opensocietyfoundations.org](mailto:youth.exchange@opensocietyfoundations.org)**